

Physical Development: Dough disco

- Squeezing playdough to help our hand muscles control those pencils.
- Ask us if you would like a ball of dough to use

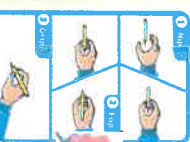
Froggy Fingers. -



Here is a fun activity to try at home. You'll need a small ball of playdough



When writing, use Froggy fingers: Nip with thumb and index finger, flip it, grip it (middle finger supports underneath the pencil)



PE (Gymnastics) will be on a **Wednesday**. Please ensure you send your child's PE bag into school. This term we will be focusing on multi skills and practicing for Sports Day.

Physical Development - Basic skills of jumping, travelling over, under and through climbing equipment, catching with accuracy, roll in a variety of ways.

Mathematics

Scan to watch at home



We will continue to explore the composition of numbers to 10 particularly our number bonds to 5 and 10.

Teen numbers—the children will explore what teen numbers are by using tens frames e.g. 15 has 1 full set of ten and 5 extra ones.



The children will be exploring what doubles are using manipulatives like cubes, counters and numicon.

Try the White Rose Maths app and practise your subitising, adding and subtracting skills



PSED—Jigsaw—Growing and Changing —

We will explore how our planet changes e.g. seasons and then how we grow and change from babies. The children will explore the different stages of human growth and we will be exploring the parts of the human body.

RE —

This term we will be exploring why God is important to Christians. They will be learning about the Creation story and how Christians show thanks to God.



Literacy—Reading




Use segmenting fingers. Blend and segment known sounds for reading and spelling VC, CVC, CVCC.

CCVCC words: screech, street
CVCC words: gloom, spoon, broom,
CCVC words: crown, splat

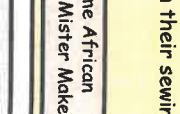

Knowledge Organiser—Summer 2.

What a Wonderful World!

Key books this term.



Our focus author this term is Nick Butterworth



Literacy —

1. Say your word lots of times, (whisper it, shout it, tell it to a friend) How many segmenting fingers?
2. Pinch the sounds—say the word in sound talk and use your segmenting fingers to pinch the sounds on your fingers.



We will be working on chunking down longer words—tan/trum fo/rest Printer Please practice more videos in the series on you tube on the QR code.

We 3. Write it—segmenting fingers to pinch the sounds on your fingers.

We will be extending our writing based around stories from around the world. The zebra took... The rainforest has... In the desert...



Can you practise writing each letter of the alphabet using the hand-writing rhymes we have sent home? Can you try and sit the letters correctly on the line?

Expressive Arts and Design

Music: We will be continuing with our violin lessons.

We will be using different materials and recap over skills we have learnt to make our own art linked to the different parts of the world we are exploring e.g. weaving to make baskets for Handa or layering to create a rainforest.

The children will also be working on their sewing skills by making a bookmark.



Can you make some African themed art with Mister Maker?



Africa —

The children will be exploring where Handa lives in Kenya, Africa. They will look at how houses are built differently; traditional clothing worn in Africa and learn about the climate and weather, comparing this with our local area, the Forest of Dean.

Desert —

The children will follow Grandude on his adventures and find out about the desert. We will explore what the weather conditions are like and what animals can survive there. The children will learn about why it's hard to survive in the desert and compare it to life in the Forest of Dean.

