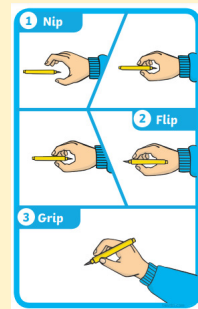


Physical Development: Dough disco

- Squeezing playdough to help our hand muscles control those pencils.



Froggy Fingers. -

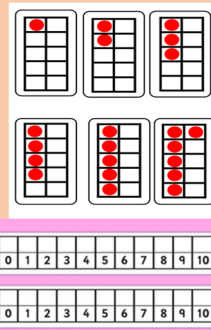
When writing, use Froggy fingers. Nip with thumb and index finger, **PE will be on a Wednesday. Please ensure your child has their P.E. kit in school in a named bag.**

Physical Development

This term the children will be continuing their balance bike sessions. In the outside area we will be developing their core strength through digging, climbing, pouring to get us ready for writing. In P.E. the children will be exploring multi skills where we explore using a variety of equipment and the skills that we use to control it.

Mathematics

The children will using a range of manipulatives (different maths focus objects) to work on subitising different amounts up to 10 They will explore the composition of these numbers using the whole, part model e.g. it's 5, how do you know? A 2 and a 3 make 5 or a 2 and a 2 and a 1 make 5.



We will also be working on choral counting and group counting using action songs and through being active.

The children will then focus on counting objects to a certain amount which helps to create a image in their heads of what that number is. We will continue to understand that no matter how we move the arrangement as long as we don't add any more or less in the total amount stays the same. They will also explore using number tracks.

Can you sing some number songs?



Understanding the World

The children will be exploring different seasons this term we will focus on autumn and winter as we will be able to experience the changes that are happening at this time.

We will also be learning about why we celebrate bonfire night and the importance of remembrance day through learning about real life heroes and why we wear poppies.



Can you go on a season walk and notice all the changes that are happening? Talk about them with a grown up.



Literacy—Reading



Can you practise your tricky words?

is	the
I	put
pull	full
as	and

Can you practise segmenting and blending with your child? Use the video to support your child with segmenting and blending words.

VC words: at, it.
CVC words: mum, dog, pin, sat.
CVCC words: milk, tank, sand, fish, frog.

Parent help video

Here's a video to help you with supporting your child with blending:



Can your segment and blend these words?

dog hat
mog bug
Rug fan



Literacy -

The children will be working on holding a pencil using their froggy fingers to develop using a tripod grip.

We will practise forming our letters the correct way using the handwriting rhymes.

Learning to write CVC words will be a key focus this term.



Can you practise working on writing simple words using the correct letter formation?




Knowledge Organiser—Autumn 2 Seasons and Festivals

Key books this term.



Our focus author this term is Allan Ahlberg.



Expressive Arts and Design

- Music:** We will focusing on celebration music and exploring different instruments.
- Role Play:** We will be creating a post office in our roleplay areas this term to support the children with exploring their understanding of how we can acknowledge others during our celebrations e.g. sending Diwali cards.
- Creative:** We will exploring using different skills and techniques to make art linked to our topics e.g.

- Using leaves from autumn to create art by arranging or printing.
- Manipulating clay to make diva lamps.



Have a go at making different Autumn art with Mister Maker.



Festivals

We are going to learn about the festival of Diwali which is the festival of light.

The children will the story of Rama and Sita and why Hindus light their homes with diva lamps.

We are also going to learn about Christian beliefs at Christmas and the Nativity story. The children will also explore different Christmas traditions from around the world to explore how others celebrate Christmas.



Can you find out about Diwali? Here's a story about Diwali.



What can you find out about Christmas in different countries? Why not take a trip to the library to find out more.