

## Physical Development: Dough disco

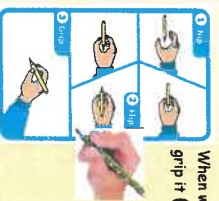
- Squeezing playdough to help our hand muscles control those pencils. Ask us if you would like a ball of dough to use

### Froggy Fingers. -

When writing, use Froggy fingers. Nip with thumb and index finger, flip it, grip it (middle finger supports underneath the pencil)



Here is a fun activity to try at home. You'll need a small ball of playdough



PE (Gymnastics) will be on a **Thursday morning**. Please ensure you send your child's PE bag into school. Forest school will be on a **Wednesday** Please ensure your child has their wellies in **school**.

**Physical Development** - Basic skills of jumping, travelling over, under and through climbing equipment, catching with accuracy, roll in a variety of ways.

## Mathematics

Scan to watch at home



Teen numbers—the children will explore what teen numbers are by using tens frames e.g. 15 has 1 full set of ten and 5 extra ones.



We will continue to explore the composition of numbers to 10 particularly our number bonds to 5 and 10.

The children will be exploring what doubles are using manipulatives like cubes, counters and numicon.

Try the White Rose Maths app and practise your subitising, adding and subtracting skills



## PSED—Jigsaw—Growing and Changing—

We will explore how our planet changes e.g. seasons and then how we grow and change from babies. The children will explore the different stages of human growth and we will be exploring the parts of the human body.

## RE—

This term we will be exploring why God is important to Christians. They will be learning about the Creation story and how Christians show thanks to God.



## Literacy—Reading




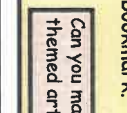

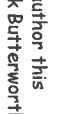

out today

**Use segmenting fingers.** Blend and segment known sounds for reading and spelling VC, CVC, CVCC.

CCVCC words: screech, street  
CVCC words: gloom, spoon, broom,  
CCVC words: crown, splat

## Knowledge Organiser—Summer 2.

Key books this term.



We will be learning about the rainforest and the layers it has. The children will also learn about what different animals live in the rainforest and understand why a rainforest is so important. They will also explore the weather in a rainforest and make comparisons to the Forest of Dean.



Key vocab: rainforest, layers, tall, tiger, snake, Orangutans, sloth

We will be working on chunking down longer words—

ten/trum  
fo/nest  
Print/er



Please practice more videos in the series on you tube on the QR code.

segmenting fingers to pinch the sounds on your fingers.

We 3. Write it—

will be extending our writing based around stories from around the world. The zebra took... The rainforest has ... In the desert ...



Can you practise writing each letter of the alphabet using the hand-writing rhymes we have sent home? Can you try and sit the letters correctly on the line?

## Expressive Arts and Design

Music: We will be continuing with our recorder lessons this term.

We will be using different materials and recap over skills we have learnt to make our own art linked to the different parts of the world we are exploring e.g. weaving to make baskets for Handa or layering to create a rainforest.

The children will also be working on their sewing skills by making a bookmark.



Can you make some African themed art with Mister Maker?



## Africa—

The children will be exploring where Handa lives in Africa. They will look at how houses are built differently, traditional clothing worn in Africa and learn about the climate and weather, comparing this with our local area, the Forest of Dean.

## Desert—

The children will follow Grandude on his adventures and find out about the desert. We will explore what the weather conditions are like and what animals can survive there. The children will learn about why it's hard to survive in the desert and compare it to life in the Forest of Dean.

