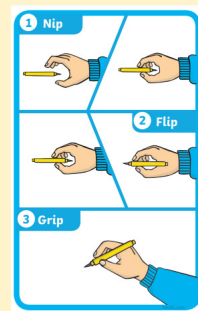


Physical Development: Dough disco

- Squeezing playdough to help our hand muscles control those pencils.



Froggy Fingers.


When writing, use Froggy fingers. Nip with thumb and index

PE will be on a Friday in class 2 and Tuesday in class 1. Please ensure your child has their P.E. kit in school in a named bag.

Physical Development

In the outside area we will be developing their core strength through digging, climbing, pouring to get us ready for writing. In P.E. the children will be exploring multi skills where we explore using a variety of equipment and the skills that we use to control it.

Have a go at this dough disco session, all you need is a ball of playdough.



Mathematics


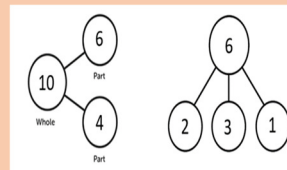
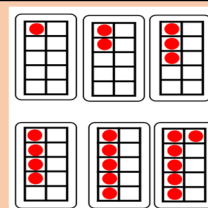
The children will be using a range of manipulatives (different maths focus objects) to work on subitising different amounts up to 5. They will explore the composition of these numbers using the whole, part model e.g. it's 5, how do you know? A 2 and a 3 make 5 or a 2 and a 2 and a 1 make 5.

We will also be working on counting using action songs and counting actions.

The children will then use the cherry model to explore how they can partition and calculate with numbers up to 5.

We will also be helping Colin to understand the mistakes that he is making and help him to make the right decisions.

What do you see? What do you notice in this video? How do you know?



Understanding the World

The children will be exploring different locations in the UK that they might find on their travels around the UK in transport. They will particularly focus on the Capital cities of the four nations.

They will also learn about cities close to the Forest of Dean, Bristol and Birmingham and explore landmarks there e.g. SS Great Britain, Cadbury's world.



Can you visit a local landmark and think about how you got there?



Literacy—Reading



Can you practise your tricky words?

Can you practise these CVCC words?

CVCC words: think, wink, shop, shed, pain, beep, night, goat, moon, book.

was you
they my
by all
are sure

Parent video -

Here's a video to help you with the pronunciation of our new sounds this term.


We will be learning new di-graphs and trigraphs.



Can you segment and blend these sentences?

I am wet.

I went to the shop.



Literacy -

The children will be continuing working on holding a pencil using their froggy fingers to develop using a tripod grip.

We will continue to practise forming our letters the correct way using the hand-writing rhymes.

Learning to write simple captions and sentences will be our main focus this term.




Can you practise writing simple sentences?

For example : I am sad.




Knowledge Organiser—Spring 1 Ticket to ride!

Key books this term.



Our focus author this term is Julia Donaldson



Remember

Expressive Arts and Design

- Music:** We will be exploring sounds in different environments.
- Role Play:** We will be creating a deconstructed role play where the children can create their own ideas e.g. make a car, make a shop etc.
- Creative:** We will continue to use a range of skills to create our own art. The children will be focusing on sculptures and junk modelling this term.
 - In art they will be exploring 3D pieces of art work and the different sizes of sculptures.
 - In D&T they will be designing and making a boat for their client.



Have a go at making your own junk modelling creations at home.



Floating and Sinking

We are going to be designing a boat for our client to cross over the river. We will explore different materials and their properties and then decide on which is the most suitable.

We will also explore the concept of floating and sinking to help us when designing our boats.

The children will then design their boats and test them to see whether they floated or sunk.



Can you make your own transport at home?



Can you explore different materials at home and see whether they float or sink?

